

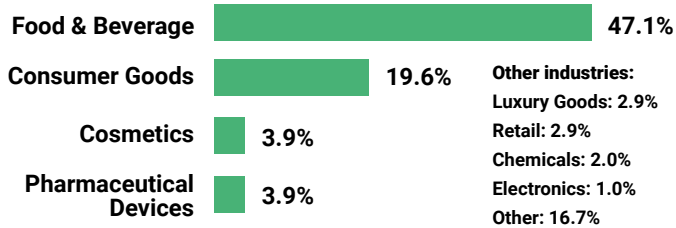
Packaged.

The 9th Global Summit
18 – 19 May 2020
Hotel Le Plaza, Brussels

Here's a snapshot of the attendees and the solutions they're seeking:

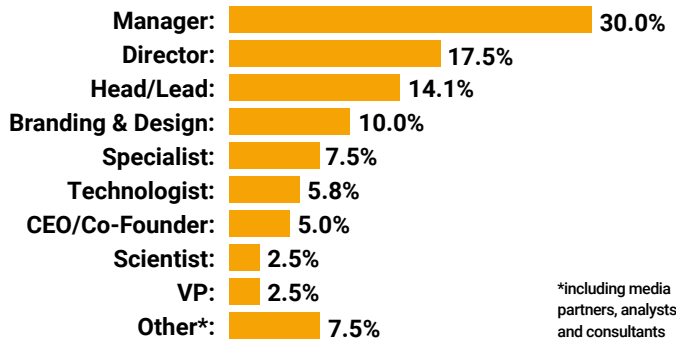
Top industries

Taken from 120 attendees in 2019:




Seniority

Taken from 120 attendees in 2019:

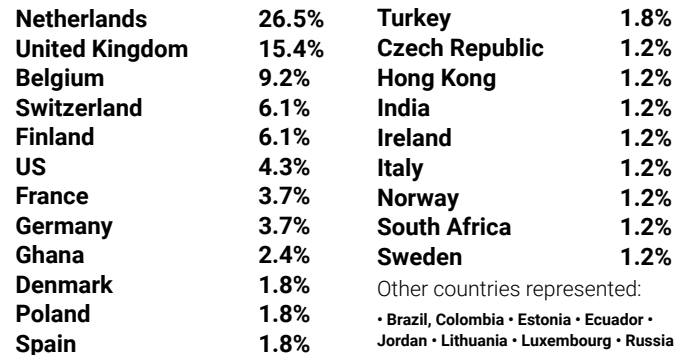


Annual purchasing for packaging solutions

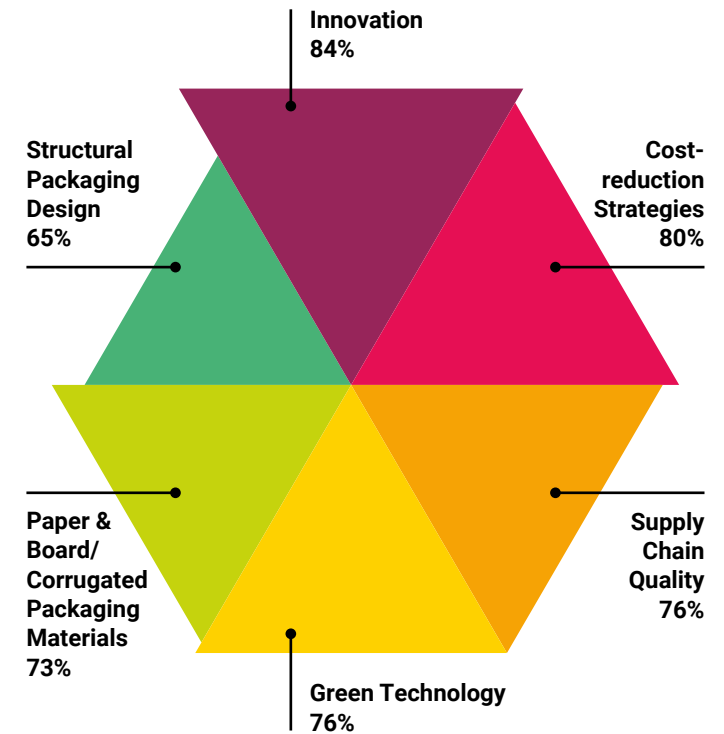


Countries

Taken from 120 attendees in 2019:



Top investment priorities



Extend Your Reach Across our Portfolio

Milan

18th Annual World
FOOD INNOVATE
Summit
27th – 28th April 2020 | Milan
foodinnovateworld.com

10th Annual
FOOD SURE
Summit
18th – 19th May 2020 | Milan
foodsureeurope.com


Chicago

12th Annual American
FOOD INNOVATE
Summit
March 2nd – 3rd, 2020 | Chicago
americanfoodinnovate.com

8th Annual American
FOOD SURE
Summit
March 2nd – 3rd, 2020 | Chicago
americanfoodsare.com

Webinars – giving you an audience all year round

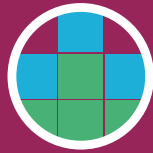
Why host a webinar?



Generate new leads who are engaged, ready and willing to listen to you



Connect to your target market around the world while they are in the right mindset



Build relationships and trust by interacting directly with new and existing clients

What do you get?



Before the webinar

- Multi-channel integrated marketing campaign
- Branded landing page & bespoke registration form
- Regular registration reports on leads generated



During the webinar

- An experienced moderator to take care of the technical side
- The option to run interactive polls and Q&A reports on leads generated



After the webinar

- Post-webinar attendance report with contact details
- On-Demand video page so your content continues to generate leads



Webinar audience summary

Top Job Functions:

- Head of Packaging
- Marketing Director
- Senior Packaging Technologist
- Packaging Director
- Brand Director
- Senior Packaging Engineer
- Packaging Specialist
- Packaging Development Manager
- Packaging Manager
- Design Engineer

Seniority



A database of **over 15,500** verified, active contacts

Seniority	Percentage
Manager	42.1%
Director	23.0%
Engineer	11.0%
Head	9.4%
C-level	7.3%
VP	7.2%

Geographical location:



Country	%
1 United States	35.1%
2 United Kingdom	17.1%
3 France	7.9%
4 Italy	4.7%
5 Netherlands	4.5%
6 Germany	4.4%
7 Switzerland	4.1%
8 Belgium	3.6%
9 Spain	2.5%
10 Poland	1.7%
11 Sweden	1.7%
12 Denmark	1.3%
13 Ireland	1.1%
14 Turkey	1.1%
Other	9.2%